

PHOLA POSITIONING WHEELCHAIR

PRODUCT CODE: 12374



The Phola Tilt-in-Space Wheelchair is designed to provide superior positioning, comfort, and pressure management for users requiring postural support. The chair features 20° seat tilt and 30° back recline, allowing effective pressure relief and improved sitting tolerance in the relax position

A steel powder-coated frame, ergonomic PU cushions, and adjustable headrest ensure durability and comfort. Swing-away elevating leg rests, detachable armrests, and adjustable footplates allow easy transfers and personalised setup.

Additional positioning supports such as anti-tippers, trunk supports, and abduction pommel enhance stability and clinical support.



Headrest



Pommel



Laterals

Product Specifications



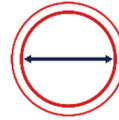
Recline:
30 degrees



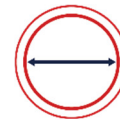
Tilt:
20 degrees



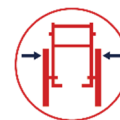
Seat Width:
39, 44, 49cm



Rear Wheel:
24" Spoke
Wheel



Front Wheel:
8 x 32" PU



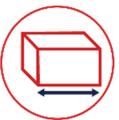
Total Width:
Seat Width +25cm



Length:
114cm



Seat depth:
From 42cm



Packaging DIM: 73 x 22.5 x 86cm



Max Weight Capacity:
100 / 125kg



Net Weight:
43kg



Gross Weight:
54kg



www.medop.co.za | [@medopcc](https://www.instagram.com/medopcc)



Johannesburg:
011 827 5893
enquiries@medop.co.za
Medopark, 1 Manchester
Road, Wadeville

Cape Town:
021 534 8628
admin@medop.co.za
Viking Business Park, Corner
Park & Viking Road, Epping