


INVACARE® MATRX®
E2™ BACK
SERIES



The **NEW Invacare® Matrx® E2™ Back Series** has taken back support to a new level! Introducing hardware updates and new accessories for our best fit and easiest set up ever. New leading edge Ripple Foam technology is designed to provide temperature control and enhanced immersion for our most comfortable support ever.

Call to order

1.800.333.6900

invacare.com

1.888.433.6818

motionconcepts.com



Yes, you can.®

matrx®
SEATING SERIES

INVACARE® MATRX® E2™ BACK

Back Shell

- Holes provided for attachment of Headrest and Chest Harness Interface on all backs 14" and higher
- Three holes for attachment of PostureFlex Abdominal Support at desired position
- Notched cutout for coccyx



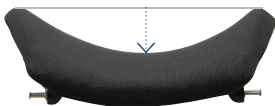
Mounting Pins

- Height and Width Adjustable
- Fits chairs of model width or 1" wider or narrower
- Height, depth, angle and even rotation can be adjusted with user seated in the back
- Hardware can be positioned to avoid frame obstacles like arm supports and rigidizer bars
- **MiniSet Pin Interface** standard on back heights up to 16", **EasySet Pin Interface** standard on 18" & 20" back heights

E2 BACK




E2 - 3" Contour



E2 DEEP BACK



E2 Deep - 6" Contour



Product Specifications (E2 and E2D Backs)

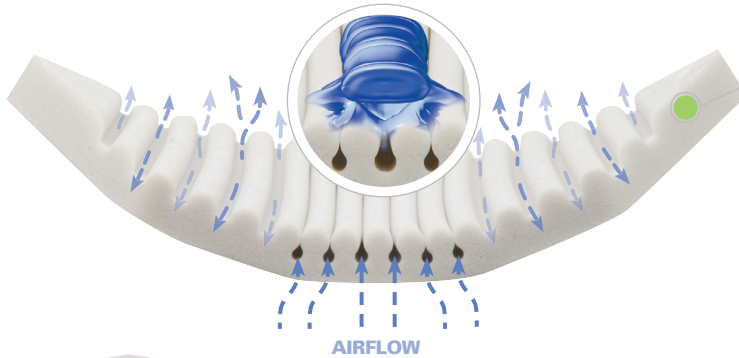
- E2 backs are available in:
 - 1" width increments for precise fit to trunk
 - 2" height increments for desired support level
 - two contour depths for midline support required

Weight Capacity: 300 lb.

		WIDTH						
		14"	15"	16"	17"	18"	19"	20"
FITS W/C		13"-15"	14"-16"	15"-17"	16"-18"	17"-19"	18"-20"	19"-21"
HEIGHT	6"	•	•	•	•	•	•	•
	8"	•	•	•	•	•	•	•
	10"	•	•	•	•	•	•	•
	12"	•	•	•	•	•	•	•
	14"	•	•	•	•	•	•	•
	16"	•	•	•	•	•	•	•
	18"	•	•	•	•	•	•	•
	20"	•	•	•	•	•	•	•

• MiniSet Hardware • EasySet Hardware

INVACARE® MATRX® E2™ BACK



Ripple Foam

- Airflow channels for temperature and humidity control
- Rippled top surface for immersion and comfort, solid HR backing for support and protection
- Extra immersion and shear reduction in spinal relief area
- Allow perfect fit of foam to back contour

Cover

- Moisture resistant and breathable Meshtex™ outer cover
- Foam and cover overlap the shell for protection and comfort



Matrix Protect Slipcover (optional)

- Moisture resistant Startex™ Slipcover compatible with disinfecting wipes
- Welded seams for advanced infection control
- Easy to apply and remove for laundering
- Available for E2/E2D backs 16", 18", 20"W x 16", 18", 20"H

MINISET HARDWARE

STANDARD



MiniSet

OPTIONAL



Fixed MiniSet



Heavy-Duty MiniSet

EASYSET HARDWARE

STANDARD



EasySet

OPTIONAL



Fixed EasySet



Heavy-Duty EasySet



Split

Adjustments: – Angle (40°), depth (2" in front or behind back canes), can be offset for rotation.

Fits: – 1" back canes, inserts for 3/4" & 7/8" back canes included

MiniSet

- **Standard** on all E2/E2D backs up to 16" high
- Quick release

Fixed MiniSet

- Low profile design compatible with rigid chairs, recommended for tilt/recline applications
- Requires tools for removal

Heavy-Duty MiniSet

- Recommended for high tone or heavy use applications
- Quick release

EasySet

- **Standard** on all E2/E2D backs 18" and 20" high
- Quick release

Fixed EasySet

- Recommended for tilt/recline applications
- Requires tools for removal

Heavy-Duty EasySet

- Recommended for users with high tone or heavy intended use
- Quick release

Split

- Allows clearance of frame obstacles, quick release
- Compatible with EasySet Pin Interface only

INVACARE® MATRX® ACCESSORIES



Inside Mount

Outside Mount



EasyFix Laterals

- Fixed laterals can be installed inside or outside of the back shell
- Height adjustable in vertical slot, can be offset
- Compatible with E2 standard contour backs 10" and higher



Offset

Standard

Swing Away Laterals

- Standard or offset hardware available
- Compatible with E2 standard contour backs; Standard 10" and higher; Offset 12" and higher
- Available in 4 pad sizes:
XS: 4.25" L x 3.25" H
S: 5.25" L x 3.5" H
M: 5.75" L x 3.75" H
L: 6.5" L x 4.25" H



PostureFlex Abdominal Support

- Designed to provide comfortable upright postural support
- Width and tension adjustable hook and loop closure
- Easy keyhole attachment
- 3 mounting heights available in pre-drilled holes on back shell
- Available in 2 sizes:
M: 16 - 23" L x 6.5" H
W: 20 - 32" L x 7" H



Quad Release Tab for PostureFlex

Quad release tab for easy independent application and removal of PostureFlex



BackBone

- Contoured anatomical PSIS/Sacrolumbar Support
- Can be trimmed to desired size
- Molded in loop fastener for attachment to back shell and ease of adjustment

Invacare Corporation
www.invacare.com

USA
One Invacare Way
Elyria, Ohio
44035-4190
(800) 333-6900

Canada
570 Matheson Blvd. E.
Unit 8
Mississauga, Ontario
L4Z 4G4 Canada
(800) 668-5324

Motion Concepts
www.motionconcepts.com
info@motionconcepts.com

USA
700 Ensminger Rd., Suite 112
Tonawanda, NY 14150
(888) 433-6818
Fax: (888) 433-6834

Canada
84 Citation Dr., Unit 1-7
Concord, ON L4K 3C1
(866) 748-7943
(905)-695-0134
Fax: 905-695-0138

© 2020
Invacare Corporation.
All rights reserved.
Trademarks are identified by the symbols™ and ®. All trademarks are owned by or licensed to Invacare Corporation unless otherwise noted. Matrx is a registered trademark of Motion Concepts. Otto Bock is a trademark of Otto Bock HealthCare. Specifications are subject to change without notification.
Form No. 20-124
Rev. 07/07
200560



Matrx Privacy Flaps

- Attach to loop strip on E2/E2D backs
- Available in 4 sizes:
XS: 14"W
S: 15" & 16"W
M: 17" & 18"W
L: 19" & 20"W



Chest Harness Interface

- Allows precise placement of Shoulder Strap Guides for most effective positioning
E2CHI-S: 14" to 15"W backs
E2CHI-M: 16" to 20"W backs



E2HDI

Headrest Interface

- Molded lightweight, low profile mounting plate for headrest attachment
- Easy to install without removing back cover
- Included with all backs 14" and higher
E2HDI Optional extra strong steel headrest mount for extreme tone or heavy use applications

